



































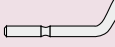




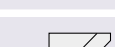







## SWIVEL BLADES

GT-B10		HSS blade light duty for steel, aluminum and plastic.
GT-B10L		B10 for left handed user.
GT-B10S		Super hard B10 Cobalt (M35) Blade for stainless steel and plastics
GT-B10TIN		B10 Tin coated for long life.
GT-B10D		B10 Diamond coated for ceramic and glass.
GT-B10C		Solid carbide B10 blade for hardened steel and plastic.
GT-B20		HSS blade light duty for brass and cast iron. For both right & left handed users.
GT-B20C		Solid carbide B20 blade for hardened steel and hard plastics.
GT-B30		HSS blade removes internal and external burrs simultaneously from holes drilled into tubing and sheet metal.
GT-B60		HSS blade for cross holes in difficult to reach places.
GT-E100		HSS blade heavy duty for steel, aluminum and plastic.
GT-E100L		E100 for left handed users.
GT-E100TIN		E100 TiN coated for long life.
GT-E100D		E100 Diamond coated for ceramic and glass.
GT-E100C		Solid carbide E100 blade for hardened steel and plastic.
GT-E100S		Super hard E100 cobalt (M35) Blade for stainless steel and Plastics.
GT-E101		H.S.S blade with heavy duty shank and fine cutting edge for steel and aluminum.
GT-E101L		E101 for left handed users.
GT-E101TIN		E101 TiN coated for long life.
GT-E150		HSS blade heavy duty shank for holes as small as 1.5 mm Dia.
GT-E200		HSS blade heavy duty for brass and cast iron For both right & left handed users.
GT-E200C		Solid carbide E200 blade for hardened materials and plastics.
GT-E202		HSS blade heavy duty shank. Fine cutting edge for brass and cast iron.
GT-E300		HSS blade heavy duty. Removes internal and external burrs simultaneously from holes drilled into tubing and sheet metal.
GT-E350		HSS blade. Heavy duty for straight lines.
GT-E600		HSS blade. Heavy duty for cross holes in difficult to reach places.
GT-BC1000		Patented HSS blade. For deburring and cleaning internal threads above 9mm Dia.
GT-BO1000		Patented H.S.S blade for deburring "O" Ring grooves up to 3mm width.

## COUNTERSINKS

GT-C12		HSS Ø12 mm 90° two flutes countersink.
GT-C20		HSS Ø20 mm 90° two flutes countersink.
GT-C30		HSS Ø30 mm 90° two flutes countersink.
GT-BC3200		Patented cranked HSS RotoDrive countersink 0-3mm.
GT-BC6300		Patented cranked HSS RotoDrive countersink 0-6.3mm.
GT-BC8300		Patented cranked HSS RotoDrive countersink 0-8.3mm.
GT-BC1040		Patented cranked HSS RotoDrive countersink 0-10.4mm.
GT-BC1650		Patented cranked HSS RotoDrive countersink 0-16.5mm.
GT-EX2000		Patented cranked HSS external countersink 4-18mm.
GT-EX30011		Patented cranked HSS. 28mm external Countersink. - Range 8-28mm.

## L and BR — BLADES

GT-L1		For 45° chamfer on straight or curved edge.
GT-L3		For sheet metal 1-8mm wide.
GT-L4		For small ridges 0-2.5mm wide.
GT-L5		For cleaning narrow slots from 5mm.
GT-L6		For cleaning corners.
GT-L7		double ended slot cleaner.
GT-BR2200		For cross holes 10-22mm. HSS Blade for RC2200GT.
GT-BR2000		For cross holes 5.5-10mm. HSS Blade for RC2000GT.
GT-BR1000		For cross holes 3-5.5mm. HSS Blade for RC1000GT.