

3/8" Steckschlüssel und Antriebsselemente

3/8" Sockets and Accessories



Art.-Gruppe 120
Article Group 120

PROFESSIONAL PLUS STANDARD

3/8" Durchgangsnüsse, metrisch

3/8" Go-Through Sockets, Metric



Art.-Nr./Art.-No.	Größe/Size	€
4016-10	10 mm	
4016-11	11 mm	
4016-12	12 mm	
4016-13	13 mm	
4016-14	14 mm	
4016-15	15 mm	
4016-16	16 mm	
4016-17	17 mm	
4016-19	19 mm	

PROFESSIONAL PLUS STANDARD

Durchgangsverlängerung

Go-Through Extension Bar




Art.-Nr./Art.-No.	Länge/Length
4016-02	Durchgangsverlängerung 75 mm

PROFESSIONAL PLUS STANDARD

3/8" Stecknusschiene magnetisch

3/8" Magnetic Socket Rail




Art.-Nr./Art.-No.	Größe/Size
421001	3/8" Stecknusschiene magnetisch/ 3/8" magnetic socket holder inkl. 14 Halter/incl. 14 clips
421011	3/8" Ersatzhalter, 10 Stück/ 3/8" Clips, 10 pieces

PROFESSIONAL PLUS STANDARD

3/8" Stecknuss-Schiene, kurze Nüsse, metrisch

3/8" Socket Rail, Short Sockets, Metric

12
tlg./pcs.



Art.-Nr./Art.-No.	Größe/Size
4211	7 - 8 - 10 - 11 - 12 - 13 - 14 - 15 - 17 - 18 - 19 - 22 mm
421000	leere Schiene/empty rail

PROFESSIONAL PLUS STANDARD

3/8" Stecknuss-Schiene, tiefe Nüsse, metrisch

3/8" Socket Rail, Deep Sockets, Metric

12
tlg./pcs.



Art.-Nr./Art.-No.	Größe/Size
4212	7 - 8 - 10 - 11 - 12 - 13 - 14 - 15 - 17 - 18 - 19 - 22 mm
421000	leere Schiene/empty rail

PROFESSIONAL PLUS STANDARD

Adapter für 1/4" Nüsse

Adapter for 1/4" Sockets



Art.-Nr./Art.-No.	Größe/Size
4016-03	Adapter für 1/4" Nüsse

PROFESSIONAL PLUS STANDARD

3/8" Stecknuss-Schiene, Innen-TX Nüsse

3/8" Socket Rail, E-TX Sockets

12
tlg./pcs.




Art.-Nr./Art.-No.	Größe/Size
4213	E4 - E5 - E6 - E7 - E8 - E10 - E11 - E12 - E14 - E16 - E18 - E20
421000	leere Schiene/empty rail

PROFESSIONAL PLUS STANDARD


3/8" Stecknuss-Schiene, Bit-Nüsse kombiniert

3/8" Socket Rail, Bit Sockets

12
tlg./pcs.



Art.-Nr./Art.-No.	Größe/Size
4214	Pozidriv PZ 1 - 2 - 3, Phillips PH 1 - 2 - 3 TX20 - TX27 - TX30 - TX40 - TX45 - TX50 mit Loch
421000	leere Schiene/empty rail



Weitere PROForm-Werkstatteinlagen ab Seite /
More PROForm Inlays for Roller Cabinet from Page H 36