PLUS 28088

Proprietary milling line



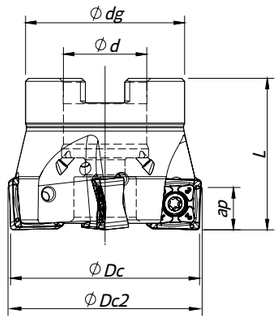

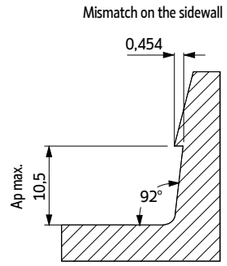

Arbor Mounting

K_r=88° | γ_p=-6°

Order code Código	Reference Referência Referencia		Dimensions | Dimensões | Dimensiones (mm) ØDc	ØDc2	Ød	Ødg	L	Kg	Specifications Arbor Type	Ap max (mm)	Insert Pastilha Inserto	Stock
181084300	050A28088-05-06-022040	5	50	50,9	22	42	40	0,4	A	10,5	SN... 1206...	◎
181091600	063A28088-06-06-022040	6	63	63,9	22	48	40	0,5	A	10,5	SN... 1206...	◎
181091700	080A28088-07-06-027050	7	80	80,9	27	60	50	1,0	A	10,5	SN... 1206...	◎
181091800	080A28088-09-06-027050	9	80	80,9	27	60	50	0,9	A	10,5	SN... 1206...	◎
181091900	100A28088-08-06-032050	8	100	100,9	32	73	50	1,6	B	10,5	SN... 1206...	◎
181092000	100A28088-11-06-032050	11	100	100,9	32	73	50	1,5	B	10,5	SN... 1206...	◎
181092100	125A28088-10-06-040063	10	125	125,9	40	90	63	3,1	B	10,5	SN... 1206...	◎
181092200	125A28088-14-06-040063	14	125	125,9	40	90	63	3,0	B	10,5	SN... 1206...	◎
181092300	160A28088-12-06-U040063	12	160	160,9	40	110	63	3,7	C	10,5	SN... 1206...	◎
181092700	160A28088-18-06-U040063	18	160	160,9	40	110	63	3,5	C	10,5	SN... 1206...	◎
181092800	200A28088-14-06-U060063	14	200	200,9	60	172	63	6,3	C	10,5	SN... 1206...	◎
181092900	200A28088-22-06-U060063	22	200	200,9	60	172	63	6,1	C	10,5	SN... 1206...	◎

◎ Stock item | Produto de stock | Itens de stock

○ Available under request (see page A-6) | Disponível sobre consulta (consulte a página A-6) | Disponible bajo consulta (mire pagina A-6)

SPARE PARTS | Complementos | Repuestos

Cutter ØDc	Insert Screw	Key (Torx)	Order separately Key (Torx - Nm)	Torque Value	Order separately Screw	DIN 6368 Wrench
A28088 - 50 - 80	P0401200	XT15	DT1530	3,0	-	-
A28088 - 100	P0401200	PT15	DT1530	3,0	J0164110	SD6368-16
A28088 - 125	P0401200	PT15	DT1530	3,0	J0204610	SD6368-20
A28088 - 160 - 200	P0401200	PT15	DT1530	3,0	-	-

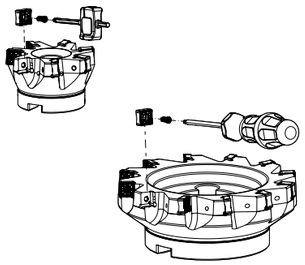

Note: The toolholder is supplied with the XT/PT key. To order the DT key please check the page A-243.
Check the procedures for the clamping screws on the page A-243.

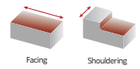

SNH(K)U 1206 | Inserts | Pastilhas | Plaquitas

SNHU-LP

SNKU-LP (PHS grade) NEW

SNH(K)U-LP

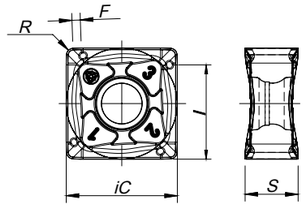

			P					M				K							N		S	H	Dimensions Dimensões Dimensiones (mm)				
			CVD	PVD				CVD	PVD			CVD			PVD				UNC	PCD	PVD	PVD					
		(2) Grade code	T9	G1	G4	P3	G6	R1	G4	P3	G6	L5	L6	L9	G1	G4	P3	G6	10	D6	P3	P7					
	(1) Geometry code	ISO Reference	PHS740	PH7910	PH7920	PH7930	PH7740	PHM740	PH7920	PH7930	PH7740	PH5705	PH5320	PH5740	PH7910	PH7920	PH7930	PH7740	PH0910	PDP410	PH7930	PH7603	iC	S	I	R	F
	1112020	SNHU 120608 ZNER-LP			◎	◎	◎			◎	◎	◎		◎									13,30	6,35	11,60	0,80	1,00
NEW	1112278	SNKU 120608 ZNER-LP	◎		◎	◎	◎			◎	◎	◎		◎									13,30	6,35	11,60	0,80	1,00

◎ First choice | Primeira opção | 1ª opción

◎ Stock item | Produto de stock | Itens de stock

○ Available under request (see page A-7) | Disponível sobre consulta (consulte a página A-7) | Disponible bajo consulta (mire pagina A-7)

Insert order code = (1) Geometry Code + (2) Grade Code

GRADES SELECTION GUIDE | Guia para selecção de graus | Tabla para selección de calidades

ISO	PSM	Material	HB (Brinell)	Grades ← Wear Resistance PH5705	PH7920	PH7930	PH5740	PHS740	PH7740 → Toughness
P	1	Unalloyed Steel	125-220		✓	✓		✓	✓
	2	Low-Alloyed Steel	220-280		✓	✓		✓	✓
	3	High-Alloyed Steel	280-380		✓	✓		✓	✓
M	4	SS - Ferritic / Martensitic	200-330			✓			✓
	5	SS - Austenitic	200-330			✓			✓
	6	SS - Austenitic-ferritic (Duplex)	230-260			✓			✓
K	7	Malleable Cast Iron	130-230	✓			✓		
	8	Grey Cast Iron	180-245	✓			✓		
	9	Nodular Cast iron	160-250	✓			✓		

● Good Conditions
● Average Conditions
● Difficult Conditions