

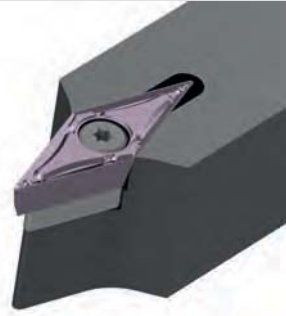
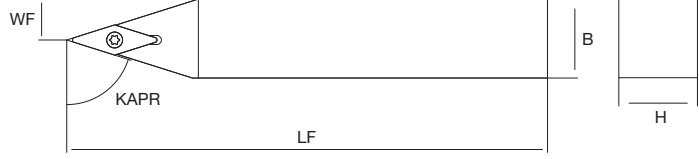


VB

EXTERNAL









SWBN

External turning (KAPR 72.5°)

			H	B	WF	LF		MIID		
--	--	--	---	---	----	----	---	------	--	--

11	NT-SVVBN2020K11	●	20	20	10	125		VB□□1103		
	NT-SVVBN2525M11	●	25	25	12.5	150				
16	NT-SVVBN2020K16	●	20	20	10	125		VB□□1604		
	NT-SVVBN2525M16	●	25	25	12.5	150				

● stock standard

Spare Parts	SHIM	SHIM SCREW	SHIM WRENCH	INSERT SCREW	INSERT WRENCH
NT-SVVBN2020K11					

NT-SVVBN2020K11	-	-	-	NT-ST010	NT-FT07
NT-SVVBN2525M11	-	-	-		
NT-SVVBN2020K16	NT-SH050	NT-SR010	NT-WR035	NT-ST040	NT-FT15
NT-SVVBN2525M16					

Inserts	CARBIDE	PCBN	CERAMIC	DIAMOND
				

VB□□1103	page 29	page 50	-	page 80
VB□□1604	page 29	page 50	-	page 80

TURNING

THREADING

GROOVING

MILLING

DRILLING

ACCESSORIES