OFQ16R/L □□□ □□□ N 00

scanalatura e troncatura di minuterie

▽▽▽ inserto rettificato

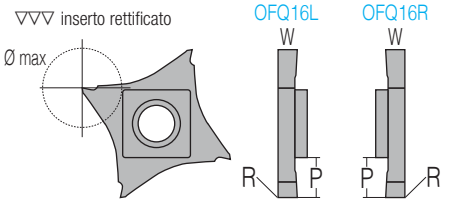



ISO 513	FM TILOX rivestimento PVD	FM NANOSPEED rivestimento PVD	FM HARDLOX2 rivestimento PVD	KM CARBOSPEED rivestimento PVD
P	★	☆		★
M	☆	★		
K	☆			
N				
S		☆		
H			★	

DESCRIZIONE		W	Ø max	R	P	α	STOCK FM TILOX R	STOCK FM TILOX L	STOCK FM NANOSPEED R	STOCK FM NANOSPEED L	STOCK FM HARDLOX2 R	STOCK FM HARDLOX2 L	STOCK KM CARBOSPEED R	STOCK KM CARBOSPEED L
OFQ16R/L	**050 000 N 00**	$0.50^{\pm0.05}$	5	0.0	2.5	-	●	●	●	●			●	●
	100 000 N 00	$1.00^{\pm0.05}$	7	0.0	3.5	-	●	●	●	●	○	○	●	●
	120 000 N 00	$1.20^{\pm0.05}$	13	0.0	6.5	-	●	●	●	●	○	○	●	●
	150 010 N 00	$1.50^{\pm0.05}$	13	0.1	6.5	-	●	●	●	●	○	○	●	●
	200 010 N 00	$2.00^{\pm0.05}$	13	0.1	6.5	-	○	○	●	●	○	○	●	●
	200 020 N 00	$2.00^{\pm0.05}$	13	0.2	6.5	-	○	○	●	●	○	○	●	●
	250 010 N 00	$2.50^{\pm0.05}$	13	0.1	6.5	-	●	●	●	●	○	○	●	●
	250 020 N 00	$2.50^{\pm0.05}$	13	0.2	6.5	-	○	○	●	●	○	○	●	●
	300 010 N 00	$3.00^{\pm0.05}$	13	0.1	6.5	-	●	●	●	●	○	○	●	●
	300 020 N 00	$3.00^{\pm0.05}$	13	0.2	6.5	-	●	●	●	●	○	○	●	●

Velocità di taglio Vc [m/min]		ISO 513	FM TILOX	FM NANOSPEED	FM HARDLOX2	KM CARBOSPEED
	ACCIAI	P	★ 70÷200	☆ 70÷200		★ 70÷200
	ACCIAI INOSSIDABILI	M	☆ 50÷160	★ 50÷160		
	GHISE	K	☆ 80÷220			
	LEGHE RESISTENTI AL CALORE	S		☆ 30÷80		
	MATERIALI TEMPRATI	H			★ 20÷50	

◯ lavorazione stabile ◯ uso generico ◯ condizioni difficili

★ prima scelta - ☆ seconda scelta

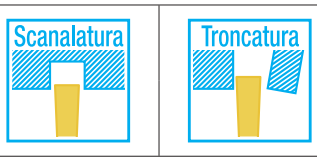

Avanzamento fn [mm/giro]	Raggio inserto	Larghezza inserto W 0.5÷1.5	Larghezza inserto W 2÷3
	R 0.0÷0.1	0.03÷0.08	0.04÷0.14
	R 0.2	-	0.04÷0.16

M S H considerare dal valore minimo al valore medio

P K considerare dal valore medio al valore massimo

UTENSILI p. 39

MATERIALI p. 263

DATI TECNICI p. 241