

MC HYDRAULIC ANGLE LOCK VISE

Models: VMC-100HV, VMC-130HV, VMC-160HV, VMC-160HVA, VMC-200HV



★ PATENTED



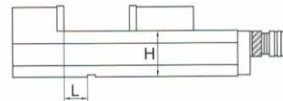
WISE CAN SIDE-LOCK TO WORK.

FEATURES :

1. Down thrust with " semi-sphere " to prevent workpiece lift.
2. Mechanical / Hydraulic. Two operate methods.
3. Vise body is made of ductile iron FCD-60.
4. Vise bed hardened to HRC45° and maintain accuracy for long.
5. Vise bed height-size and the guide block side are all made with full control, can 2,3,or4 vises to perform a job at a time.
6. Vise have 4 ways of clamping. For you to choice.

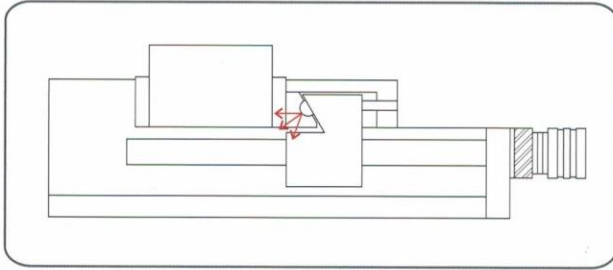
The height and the guide block side of every vise are all made with full control.

L- Dimension tolerance 0.02 or less.



H- Dimension tolerance 0.02 or less.

NO.	Inspection Item (100mm)	Allowance		1.	4.
		JIN YEAR	JIS CLASS		
1	Parallelism of keyways of body bottom face and fixed jaw clamp face.	0.01	0.015		
2	Squareness of fixed jaw clamp face and jaw slideway.	0.015	0.03		
3	Vise side-lock on bottom with the slide way in vertical.	0.02	0.02		
4	Parallelism of body bottom face and jaw slideway.	0.01	0.015		
5	Top face lift of test block in clamping.	0.02	0.03		
6	Parallelism of top face of clamped test block in clamping.	0.015	0.02		



- Down trust with "semi-sphere" to prevent workpiece lift.

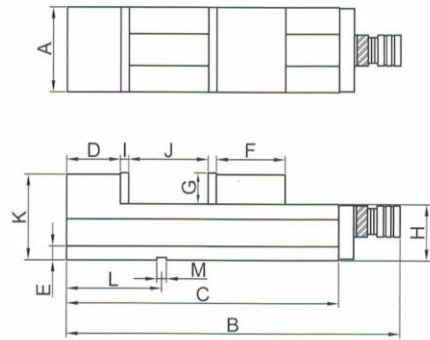
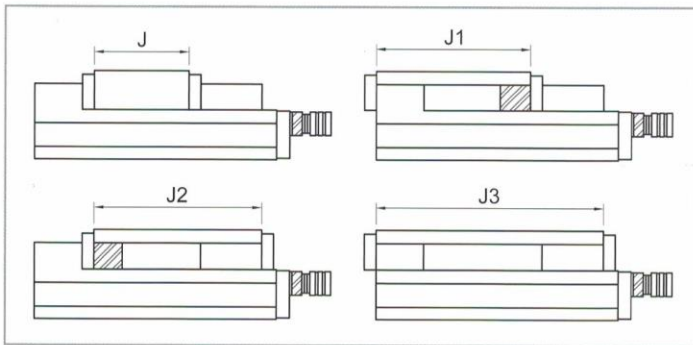


Hydraulic System



Mechanical System

- Clamping System: Hydraulic / Mechanical Two operate methods.



- Vise have 4 ways of clamping. For you to choice.

MODEL	A	B	C	D	E	F	G	H	I	J	J1	J2	J3	K	L	M	NW	CLAMPING FORCE(SCALE)
VMC-100HV	102	475	340	65	25	102	47	85	15	125	125-190	125-230	125-320	130	125	16	27kg	3000kgf
VMC-130HV	132	558	423	70	25	110	54	95	15	200	200-260	200-300	200-410	147	165	18	40kg	4400kgf
VMC-160HV	162	632	497	85	25	130	57	105	15	240	240-315	240-360	240-470	160	165	18	60kg	5000kgf
VMC-160HVA	162	692	557	85	25	130	57	105	15	300	300-375	300-420	300-530	160	165	18	65kg	5000kgf
VMC-200HV	202	710	570	90	25	139	62	110	18	300	300-375	300-425	300-560	170	190	18	80kg	7000kgf

- Standard Accessories : 1.Handle*1pc 2.Guide Key*2pcs/M6×12L*2pcs 3.Vise Locked Block*4pcs
4.Screw 16M×75L*4pcs 5.T-Type Screw 16M*4pcs 6.Washer 16M*4pcs
- Optional Accessories : Special Application Jaw Plates