


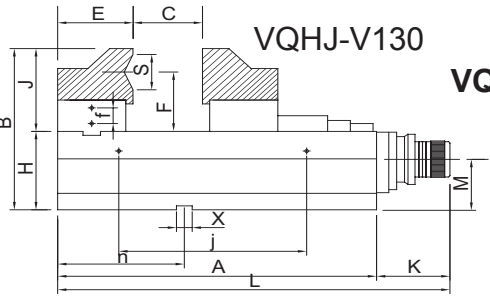
# Super-High Jaw MC Vise



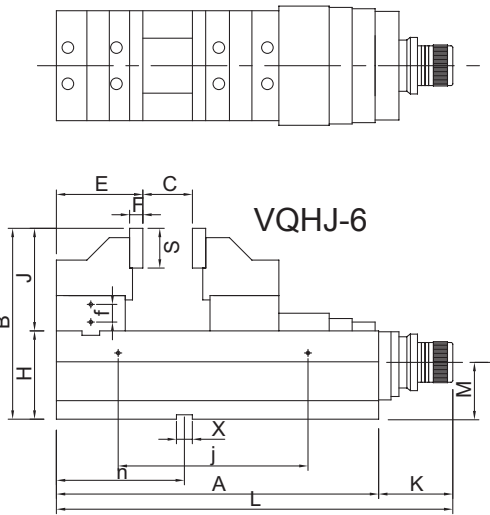
**NEW**



**VQHJ-V130** 46V 120° FOR  $\varnothing 12\sim\varnothing 90$  ROUND WORK PIECE



**VQHJ-V160** 60V 120° FOR  $\varnothing 16\sim\varnothing 120$  ROUND WORK PIECE



**MAX. CLAMPING FORCE**

ORDER NO.	FORCE (KN)
VQHJ-5	24
VQHJ-6	36
VQHJ-V130	24
VQHJ-V160	36

**VQHJ-V130 / V160**

- V SHAPE HIGH JAW FOR ROUND WORKPIECE.
- CLAMPING POWER WILL REDUCE WHEN CLAMPING ROUND WORKPIECE.
- ALWAYS REMOVE HANDLE AFTER WORKPIECE IS TIGHTENED.

**Features**

- High jaw allows bigger clamping capacity.
- Strong clamping jaw plates.
- Compact design. Great clamping capacity & rigid.
- Large jaw stroke range.
- Exclusive Power Vise provide same height same position for horizontal and vertical MC, NC, machine.
- Body is made of FCD60 high quality ductile cast iron, resists deflection or bending.
- Sliding bed ways flame hardened and ground.
- Concealed spindle for protection against chips and dirt.
- Quick of clamping & locking and easy of operation.
- Clamping power will reduce 20% while clamping at higher position.
- Hydro line-one scale indicate 1/3 of the max. clamp force.



ORDER NO.	A	B	C open	a	D	E	F	H	J	K	L	M	N	Q	W	X	S	Y	f	j	n	WEIGHT (kgs)	CODE NO.
VQHJ-5	365	223	160	126	124.5	103	15	100	123	113.5	478.5	65	21	73	135	18	45	7	20	215	145	51.8	4005-201
VQHJ-6	455	249	225	161	159.5	108	18	120	129	125.5	580.5	78	21	93	170	18	54	7	20	285	145	85.8	4005-202
VQHJ-V130	365	220	180	126	124.5	90	80	100	120	113.5	478.5	65	21	73	135	18	46	7	20	215	145	51.8	4005-203
VQHJ-V160	455	225	250	161	159.5	98	85	120	125	125.5	580.5	78	21	93	170	18	60	7	20	285	145	85.8	4005-204
VQHJ-S130	365	220	180	126	124.5	90	80	100	120	113.5	478.5	65	21	73	135	18	46	7	20	215	145	51.8	4005-205
VQHJ-S160	455	225	250	161	159.5	98	85	120	125	125.5	580.5	78	21	93	170	18	60	7	20	285	145	85.8	4005-206