



Precision MC power Vise

PATENT

New Design For Hydro Booster
1 Year Guarantee



for machining center



HYDRO & MECHANICAL TYPE
GREAT SMOOTH OPERATION
SAME HEIGHT GUARANTEE



FOR THIN
WORKPIECE



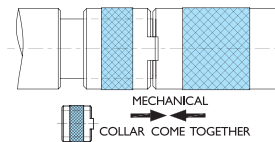
HYDRO FORCE
INDICATOR A→H

HYDRO BOOSTER

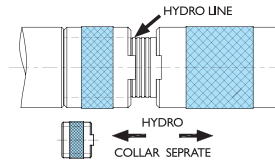
HYDRO LINE

Features

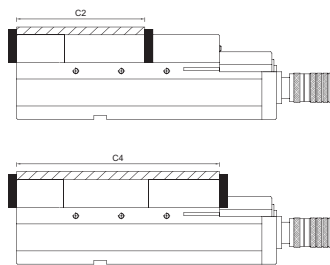
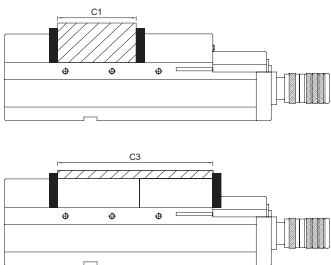
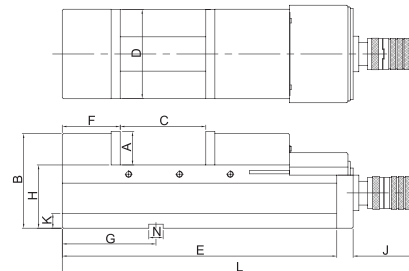
- FCD 60 with 60kgs/mm² or 80,000 psi high quality ductile cast iron - body material - reduce the cutting vibration.
- Angle-fixed design : for vertical & horizontal cutting & processing machine.
- Everlasting clamping power : choices of 2 - Hydro & MC.
- Hydro : move the handle ring to word vise.
- Mechanical : move the handle ring toward the hex. hole.
- Heavy cutting.
- Hardness > HRC 45° : vise sliding bed.
- High durebility & high precision.
- Tolerance : 0.01/100mm
- Lift proof : press down design.
- Bending resistance : rigid & strong.
- Dust proof : concealed spindle.
- Fast & easy operation.
- Hydro line - one scale indicate about 1/3 of the max. clamp force.



MECHANICAL
COLLAR COME TOGETHER

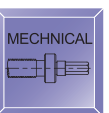
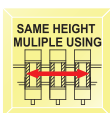
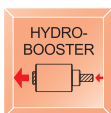
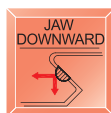


HYDRO LINE
HYDRO
COLLAR SEPRATE



INSPECTION SPECIFICATION

NO.	Inspection Item	Per (100mm)	Guaranteed
1	Parallelism: running face to bottom of bed.		0.01/100mm
2	Squareness :between running face and jaw plate.		0.02/100mm
3	Squareness: keway on bottom of bed to jaw plate.		0.02/100mm
4	Parallelism: running face of the test block to bottom of bed.		0.02/100mm



Hydraulic Type

ORDER NO.	A	B	C OPEN	D	E	F	G	H	J	K	L	M	N	Clamping Force (kgf)	Weight Body	CODE NO.
VMC-100HV	48	130	125	100	340	80	125	85	110	15	470	101	16	3000	27 kgs	4005-060
VMC-130HV	55	147	180	130	405	85	150	95	110	21	535	131	18	4000	40 kgs	4005-061
VMC-160HV	58	168	240	160	495	100	165	105	110	21	625	161	18	5000	58 kgs	4005-062
VMC-200HV	61	170	280	200	570	118	190	110	110	21	700	201	18	6000	87 kgs	4005-063
VMC-160HVL	58	168	350	160	610	100	165	105	110	21	740	161	18	5000	75 kgs	4005-059